



FOOTBALL
VICTORIA

FIELD DIMENSIONS

AND PITCH MARKINGS **GUIDE**

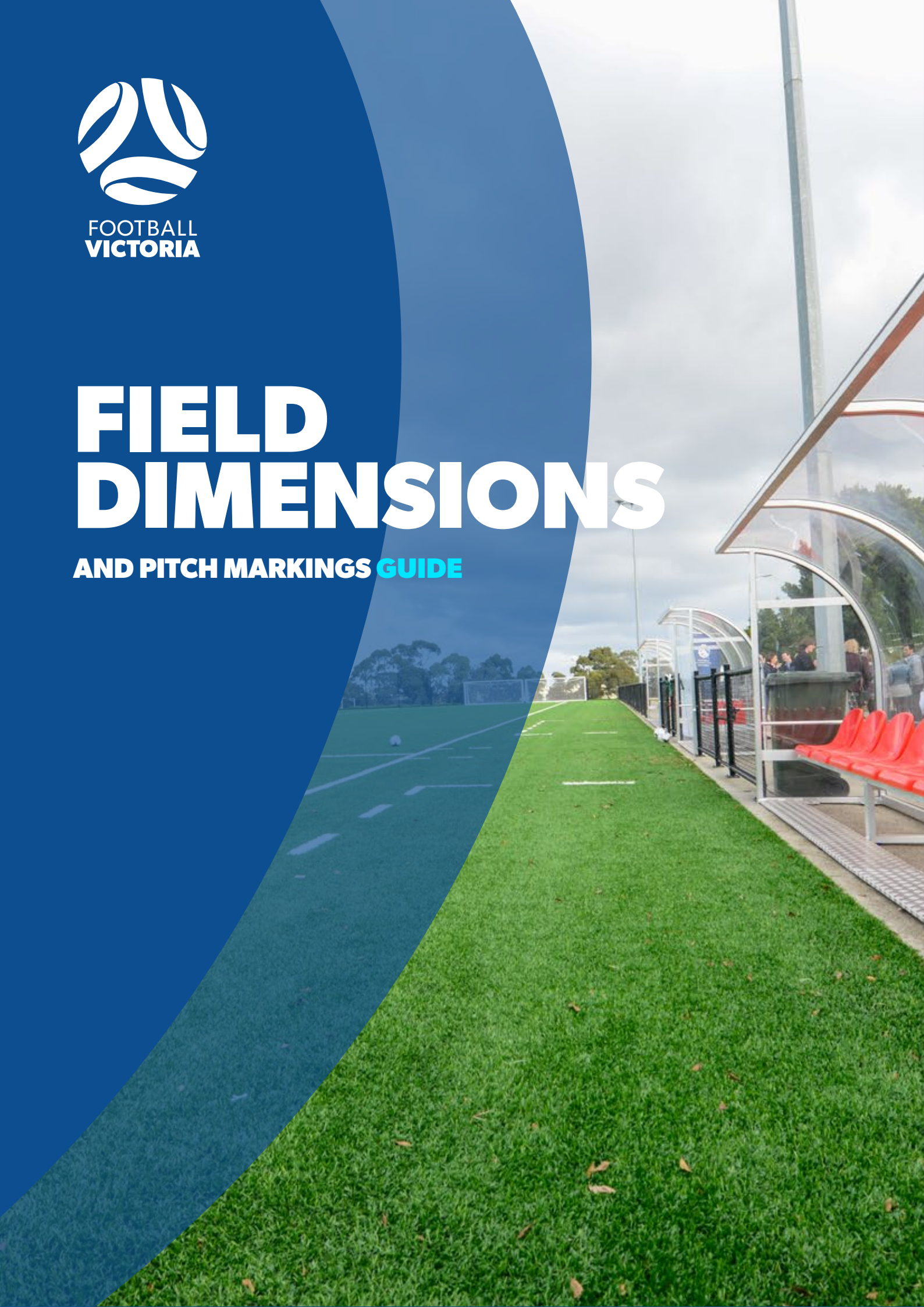


TABLE OF CONTENTS

1. INTRODUCTION	P 3
2. FIELD OF PLAY DIMENSIONS	P 4
4. PLAYING SURFACE	P 7
5. LINE MARKINGS	P 8
6. CORNER AND HALF WAY FLAGS	P 9
7. TECHNICAL AREAS	P 10
8. INTERCHANGE ZONE	P 11
9. PITCH PERIMETER FENCE	P 11
10. GOALPOSTS	P 12
11. FFA GUIDELINES TO FIELD DIMENSIONS & PITCH MARKINGS	P 14
12. KEY AUSTRALIAN CONTACTS	P 15
13. APPENDIX & FURTHER READING	P 17

DISCLAIMER: This Guide has been developed to provide general guidance to local Councils, clubs and associations in Victoria to assist them floodlighting projects. The contents of this Guide should not be used for any other purpose or reproduced or communicated without the consent of Football Victoria. Football Victoria makes no representation or warranty about the accuracy or completeness of the information contained in this Guide. You should not rely solely on the information in this Guide and should make independent inquiries, including seeking professional advice. To the extent permitted by law, Football Victoria disclaims any responsibility and liability for any cost, expense, loss or damage incurred by any entity or person relying on the information contained in this Guide.

Introduction

Two of the most basic requirements for playing football are a clearly and accurately marked field, and the appropriate equipment to go with it. This document, one of a series of facilities guides produced by Football Victoria, gives you all the information you need to ensure your field is marked in accordance with the laws of the game and your equipment (eg goalposts, nets, flagposts etc) is fit for purpose.

For all competitions administered by Football Victoria and our Associations, at elite and grassroots levels, the FIFA laws regarding field dimensions and pitch markings are used. So fundamental to the game are the field markings that they are contained within Law One of the game, and while there is significant flexibility in the dimensions allowed, to accommodate for greatly differing available spaces to play, there are nonetheless maximum and minimum measurements that must be followed.

Football is certainly not all about the eleven-a-side game, played on a full-sized pitch, and this document also provides recommended dimensions for small-sided fields, which vary according to age groups and purpose.

Along with a correctly marked field, it's the responsibility of all football providers (eg Clubs in co-operation with Local Councils) to provide goalposts, goal nets and flagposts, and standards for these vital pieces of equipment are also contained within the Laws of the Game. Unfortunately, there have been instances of serious injury and even death occurring due to goalposts which did not comply with regulations, so it is imperative that they are made of the correct materials, properly secured, and fitted in accordance with these regulations.

The following guide is designed to ensure fields are marked correctly, and the supporting equipment is fit for purpose.



Field of Play Dimensions as per Football Victoria Technical Requirements

The following diagrams detail the minimum, maximum and compulsory dimensions for Field of Play markings according to Football Victoria Stadium Technical Requirements.

All fields used in Football Victoria Competitions must conform to these dimensions. For grassroots competitions administered directly by Associations, please refer to their individual regulations.

a) 11 a side Football

- i. FIFA recommendations for field dimensions in professional football are 105 metres in length and 68 metres in width. Clubs are encouraged where possible to mark their fields in accordance with this standard.
- ii. Football Victoria may introduce modified field dimensions for Youth Grades of football from time to time.
- iii. There must be buffer zones between the Field of Play line marking and any Advertising Boards or Perimeter Fence. The minimum distance for a buffer zone from the touch line or goal line is 3 metres, with the exception of the touch line on which side the Technical Area is located, which must extend five (5) metres to allow for the Team Benches.
- iv. The benches in the Technical Area may be set back into the perimeter fence, resulting in the seating being in-line with the perimeter fence (i.e. 3m buffer zone) and the back of the bench extending 2 metres beyond the perimeter fence.

Diagram 1 - Field of Play Perimeter Dimensions

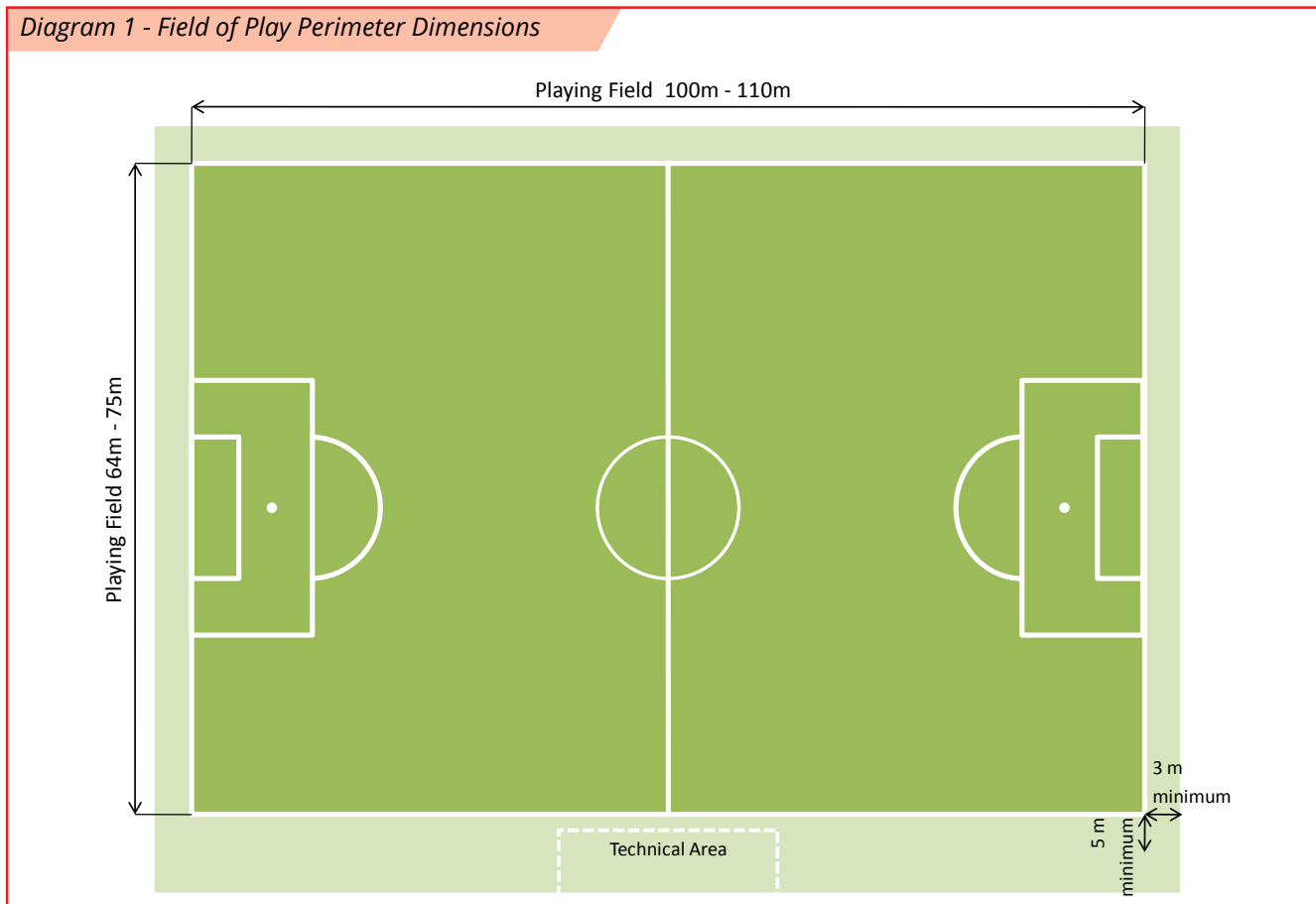
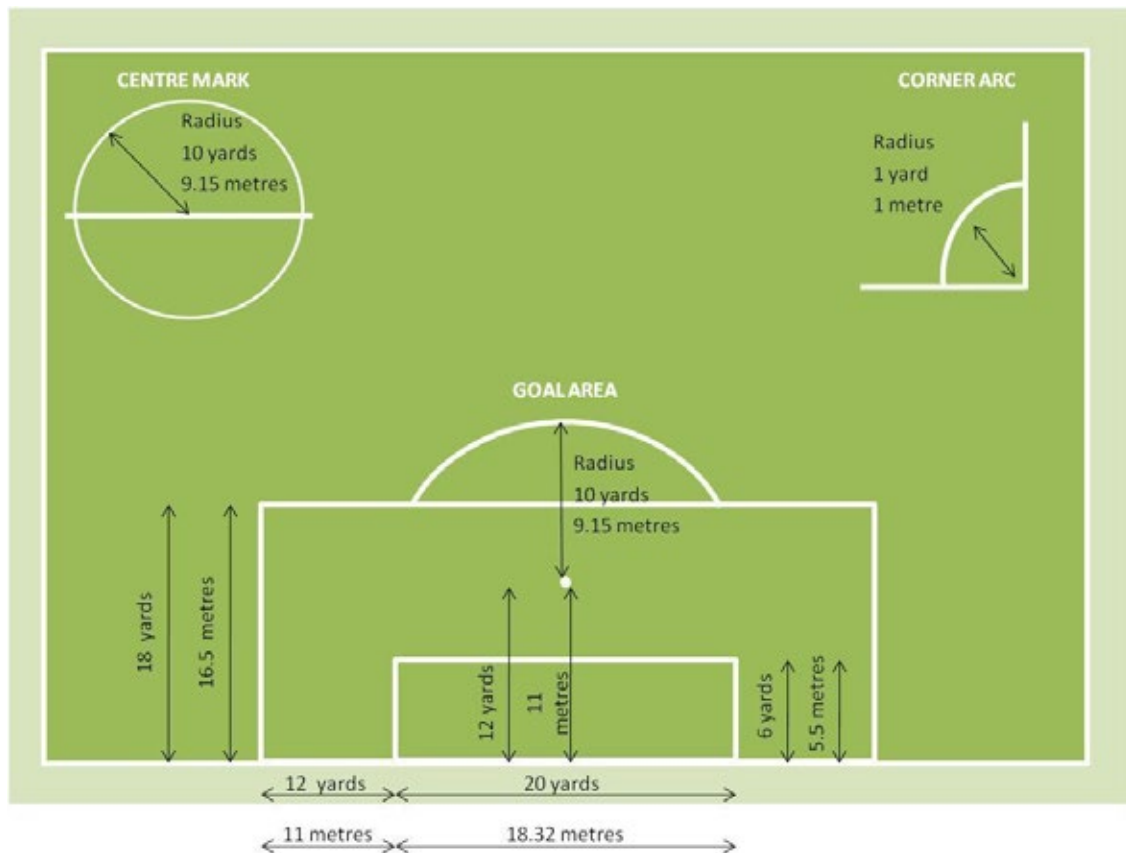


Diagram 2 - Infield Dimensions



b) Skill Acquisition Program

- i. Participating Clubs will be required to adhere to the MiniRoos preferred field dimensions during the SAP game phase, specifically;

Category	U9	U10	U11
Field size	Length: 50m Width: 40m	Length: 60m Width: 40m	Length: 70m Width: 50m
Penalty Area	Depth: 5m Width: 12m	Depth: 5m Width: 12m	Depth: 5m Width: 12m
Goal size	Height: 2m Width: 3m	Height: 2m Width: 5m	Height: 2m Width: 5m

- ii. Approved, safe portable goals must be used. Poles and markers cannot be used as goals
- iii. Field marking can be delivered by markers, traditional line marking, or a combination of both
- iv. Following is the preferred field orientation for each age group:

Diagram 3 - U9 and U10 Preferred Field Orientation

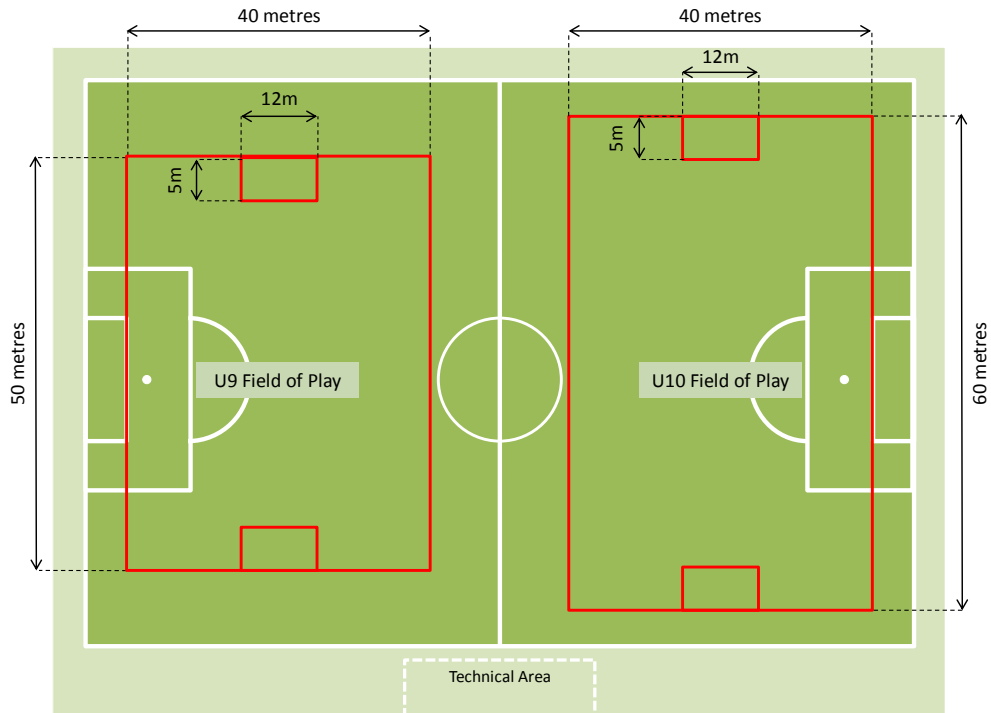
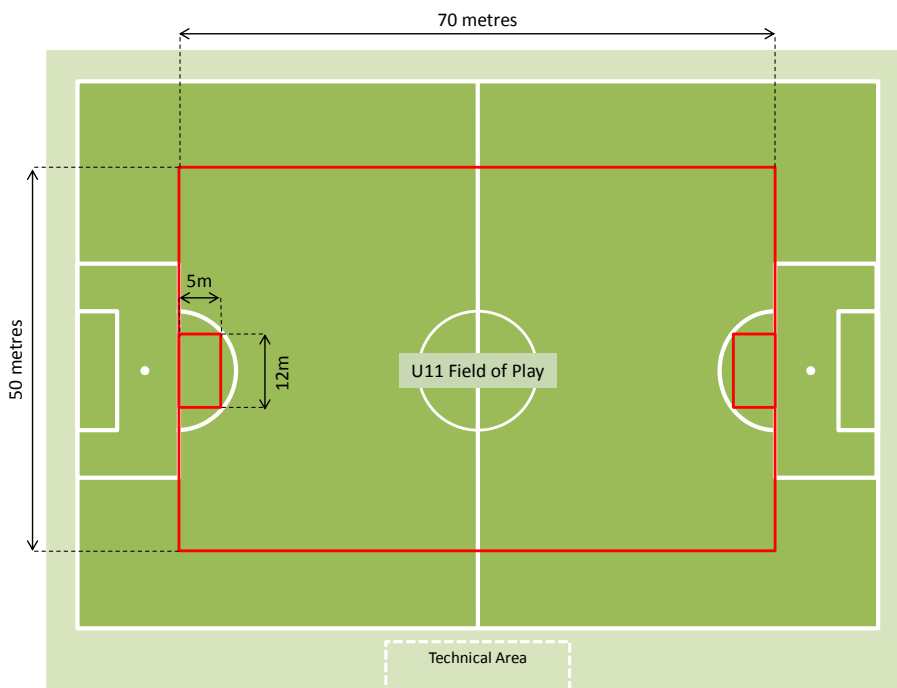


Diagram 4 - U11 Preferred Field Orientation



Playing Surface

The Playing Surface must be even and flat with a complete coverage of grass. Either natural grass or FIFA approved artificial grass pitches may be used.

The surface must be free of potholes, foreign objects and protrusions of any kind through the surface, or any deviations that could be hazardous to players or officials as they move across the surface.

The field should have underground drainage to allow play during rain and periods of extended rainfall.

Cricket pitches of any type will not be permitted in the Competitions, but they may be allowed under exceptional circumstances in grassroots competitions, administered by Associations.



Line Markings

The Field of Play must be rectangular and marked with lines. The longer lines are called touch lines, the shorter lines are called goal lines.

Line markings must be in accordance with the Field of Play Dimensions, not exceed 12cm in width as per FIFA Laws of the Game, and be clear and accurate.

Clubs are responsible to ensure that only substances that will not harm users or damage turf grasses are used for line marking.



Corner and Half way Flags

Corner flags are compulsory and are required at the junction of the touch line and goal line on every field.

Half way flags are optional and should be located no less than 1 metre off the touch line directly in-line with half way.

Flag posts are to be no less than 1.5 metres high and adhere to the requirements listed in the FIFA Laws of the Game.



Technical Area

A Technical Area must be line marked as per the dimensions in Diagram 6.

The Technical Area must:

- Contain two (2) team benches, capable of seating nine (9) people in each bench
- Provide cover to protect the players and officials from the elements and missiles thrown by spectators
- Provide fixed seating in the team benches
- Provide identical fixtures for both Teams
- Contain a table and chair for the 4th Official (should a 4th Official be appointed to any match)


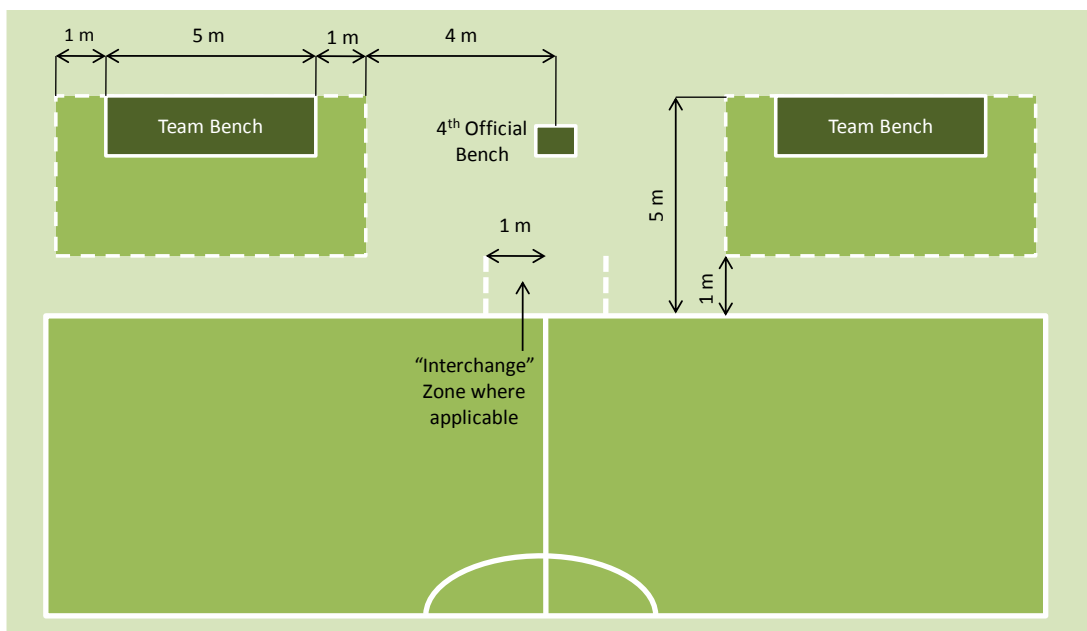


Diagram 6 - Technical Area line marking and dimensions



Interchange Zone

An Interchange Zone must be marked for all Competitions where unlimited interchange applies.

The Interchange Zone may form part of the pitch marking or may be identified with cones.

The Interchange Zone will commence 1 metre either side of the touchline from the half way line and extend one (1) metre from the Field of Play.



Pitch Perimeter Fence

There must be a Perimeter Fence surrounding the entire Field of Play.

The Perimeter Fence must:

- a) Be located the required distance from the touch line and goal line as defined in the Field of Play Dimensions
- b) Be at least one (1) metre in height
- c) Must be constructed of substantial material (i.e. cyclone wire). Plastic mesh and /or rope fences will not be permitted

Advertising signs, where installed on perimeter fencing, are to be properly secured in a manner that will not cause injury to Players or Officials.

Goalposts

Permanent, securely fixed goalposts that meet FIFA regulations and are in accordance with the FV Goalpost Safety Policy and Australian Standards must be provided.

Portable Goals are only permitted should FV determine a reduced size field is required in Youth Age Grades to benefit player development.

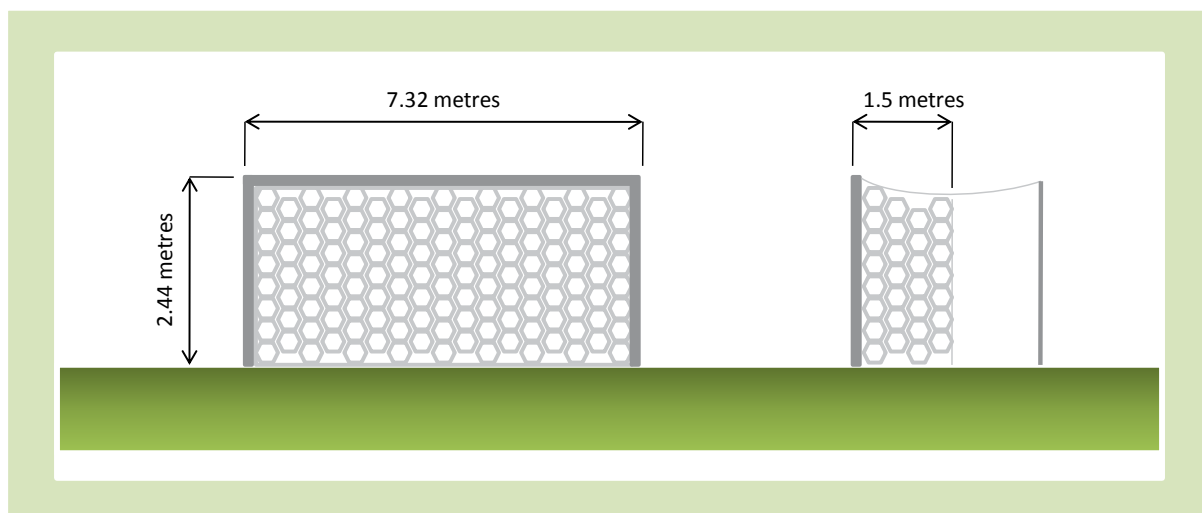
Dual purpose Goalposts are not considered to have met the FIFA criteria, thus are not permitted for use in any of the Competitions. This restriction may be removed for grassroots football.

Width of posts must not exceed 12cm, and the goal line must be the same width as the posts.

Goal nets must be attached to the posts and ground behind the goals in a manner that conforms to Australian Standards and does not obstruct the goal keeper in any way.



Diagram 5 - Goalpost Dimensions



The safe use of goalposts

In the sport of football, the safety of everyone involved and playing both indoors and outdoors, remains paramount. In conjunction with 'Australian Standard 4866.1-2007 Playing Field Equipment – Soccer Goals' regarding the manufacture, use and safe storage of goalposts and 'NSW Office of Fair Trading Act 1987' we remind all Clubs and Associations of the requirements to abide by these applicable safety aspects regarding the use and storage of goalposts. VIC Government provides a [Goalpost safety guide](#).

Prior to the use or erection of any portable goalposts, match day organisers are required to check the goalpost structure to ensure that it is secured or pegged down with a minimum of either 10 x 300mm stakes or, 12 x bags of sand or 10 x bags of cement and is safe for use. It is essential that the structure's stability and anchoring has been correctly established once erected or relocated and prior to commencement of any usage.

Therefore please ensure that:

1. All goalposts, whether fixed or portable, large or small, are properly secured and anchored and are stable and safe for use AT ALL TIMES. This includes the goals surface positioning.
2. Portable goalposts must be pegged, pinned or weighted down by the use of stakes, pegs, sleeves, chain anchors or appropriate weights such as sandbags or cement bags to prevent the structure from overbalancing or falling.
3. Outdoor goalposts should be secured by one of the following formats and a minimum of three (3) anchor points in compliance with NSW Office of Fair Trading Act 1987 as follows:
 - Steel stakes or 'J' Hook style pegs. Sufficient stakes or hooks are required to support each goal, taking the size of the goalpost into consideration. Minimum of 10 stakes for a full size goal.
 - Anchors can fit over a ground bar with staking holes for steel pegs or spiral styled screws, which secure fully into the ground.
 - Semi-permanent or sleeved anchoring requires that the main support is a permanently secured base that is buried underground to connect the underground base to the goal.
4. For both indoor goals and outdoor goals, where the ground surface cannot be penetrated, sandbags or counterweights should be used. The number of bags required to support the structure should be adequate and relative to the size of the goal. 12 Bags of sand or 10 bags of cement for a full size goal.
5. Portable goalposts should NOT be left in place after use – they should be safely moved to a place of secure storage or chained appropriately to a fixed and non-moveable object when not in use.
6. Metal or steel net hooks are not permitted on goalposts. In accordance with Australian Standard AS4866.1 goalposts must not be fitted with metal net hooks. Nets should only be secured by tape, velcro, plastic net clips or another safer alternative. Net pegs should only be used to anchor a net and not to anchor any goal structure.
7. Warning Stickers or a printed Warning Notice must be affixed to or printed on all portable goalposts in accordance with Australian Standard AS4866.1 – 2007 to warn of the dangers of portable goalposts. Children or adults should never be allowed to climb, swing or play on goalposts or goal netting as it may cause severe harm, permanent injury or even death.
8. Where possible all clubs and associations should complete the FNSW Goalpost Safety Compliance form and return to their respective Association or Football Victoria.

FIFA Guidelines to Field Dimensions and Pitch Markings

Field surface

Matches may be played on natural or artificial surfaces, according to the rules of the competition.

The colour of artificial surfaces must be green.

Where artificial surfaces are used in either competition matches between representative teams of member associations affiliated to FIFA or international club competition matches, the surface must meet the requirements of the FIFA Quality Concept for Football Turf or the International Artificial Turf Standard, unless special dispensation is given by FIFA.

Field markings

The field of play must be rectangular and marked with lines. These lines belong to the areas of which they are boundaries.

The two longer boundary lines are called touch lines. The two shorter lines are called goal lines.

The field of play is divided into two halves by a halfway line, which joins the midpoints of the two touch lines.

The centre mark is indicated at the midpoint of the halfway line. A circle with a radius of 9.15m is marked around it.

Marks may be made off the field of play, 9.15m from the corner arc and at right angles to the goal lines and the touch lines, to ensure that defending players retreat this distance when a corner kick is being taken.

Dimensions

The length of the touch line must be greater than the length of the goal line.

Length (touch line):
minimum 90m maximum 120m

Width (goal line):
minimum 45m maximum 90m

All lines must be of the same width, which must be not more than 12cm.

International matches

Length: minimum 100m maximum 110m
Width: minimum 64m maximum 75m

The goal area

Two lines are drawn at right angles to the goal line, 5.5m from the inside of each goalpost. These lines extend into the field of play for a distance of 5.5m and are joined by a line drawn parallel with the goal line. The area bounded by these lines and the goal line is the goal area.



The penalty area

Two lines are drawn at right angles to the goal line, 16.5m from the inside of each goalpost. These lines extend into the field of play for a distance of 16.5m and are joined by a line drawn parallel with the goal line.

The area bounded by these lines and the goal line is the penalty area.

Within each penalty area, a penalty mark is made 11m from the midpoint between the goalposts and equidistant to them.

An arc of a circle with a radius of 9.15m from the centre of each penalty mark is drawn outside the penalty area.

Flag posts

A flag post, not less than 1.5m high, with a non-pointed top and a flag must be placed at each corner.

Flag posts may also be placed at each end of the halfway line, not less than 1m outside the touch line.

The corner arc

A quarter circle with a radius of 1m from each corner flag post is drawn inside the field of play.

Goals

A goal must be placed on the centre of each goal line.

A goal consists of two upright posts equidistant from the corner flag posts and joined at the top by a horizontal crossbar. The goalposts and crossbar must be made of wood, metal or other approved material. They must be square, rectangular, round or elliptical in shape and must not be dangerous to players.

The distance between the posts is 7.32m and the distance from the lower edge of the crossbar to the ground is 2.44m.





Key Australian Contacts

Football NSW

Ricardo Piccioni
Head of Facilities Development & Government Relations
235-257 Meurants Lane, Glenwood NSW 2153
Mobile: 0401 107 146
Phone: 02 8814 4412
ricardop@footballnsw.com.au
www.footballnsw.com.au

Appendix & Further Reading

[FFA & ACCC Goalpost Notice & Safety Alert](#)

[FNSW Goalpost Safety Notice](#)

[FNSW Goalpost Safety Policy](#)

[FNSW Goalpost Policy Compliance Form](#)

[Mandatory Australian Standard - Soccer Goals](#)

[FFA Product Safety Announcement Goalpost](#)

[Safety Regulation \(OFT\)](#)

[Safety Video](#)

[Goalpost Safety Brochure](#)

[Player Shelter Manufacturers](#)

[RMA Sport](#)

[Greenplay Australia](#)

[Truline Australia](#)

[Goalpost Manufacturers and Suppliers](#)

[Abel Sports](#)

[PILA Sport](#)

[Net World Sports Australia](#)

[Veto Sports](#)

[Technical requirements](#)

[Football NSW Technical Requirements](#)

[Football NSW Facilities Strategies](#)

[English FA guide to goal and pitch dimensions](#)

[Football Victoria Competition Rules and Regulations](#)

[MiniRoos National Playing Formats and Rules](#)

FOOTBALL VICTORIA

Level 3, 436 St Kilda Road
Melbourne Vic 3004

info@footballvictoria.com.au
www.footballvictoria.com.au



FOOTBALL
VICTORIA